

# Stock Hatch Championship

## Qualifying 5

Pl	No	Cl	Name	Car	Laps	Time on Lap	Behind	MPH	
1	7	H	Toby BEARNE	Ford Fiesta ST	5	2:36.40	5	68.34	
2	22	H	Alistair CAMP	Ford Fiesta ST	5	2:37.88	4	1.48	67.70
3	28		Shayne DEEGAN	Citroen Saxo VTR	5	2:38.86	4	2.46	67.28
4	69	SC	Eliot DUNMORE	Mini Cooper S	5	2:39.02	5	2.62	67.21
5	54	H	Tom BELL	Ford Fiesta ST	4	2:39.97	3	3.57	66.82
6	11	SC	Will SHARPE	Mini Cooper S	5	2:40.31	5	3.91	66.67
7	12	SC	JM LITTMAN	Mini Cooper S	5	2:40.97	5	4.57	66.40
8	48		Lee DEEGAN	Citroen Saxo VTR	5	2:42.21	4	5.81	65.89
9	46	SC	David DRINKWATER	Mini Cooper S	4	2:42.44	4	6.04	65.80
10	5		Paul JARVIS	Citroen Saxo VTR	5	2:43.19	5	6.79	65.50
11	34		Scott SHARP	Citroen Saxo VTR	5	2:43.25	5	6.85	65.47
12	36		Ryan POLLEY	Citroen Saxo VTR	5	2:44.71	4	8.31	64.89
13	15	H	David ALLEN	Ford Fiesta ST	5	2:46.96	5	10.56	64.02
14	23		Jon HOBBS	Peugeot 106 Rallye	5	2:49.82	5	13.42	62.94
15	21		Paul NEWTON	Citroen Saxo VTR	5	2:50.60	4	14.20	62.65
16	70		William HUNT	Citroen Saxo VTR	4	2:53.64	4	17.24	61.55
17	49		David HANCOX	Citroen Saxo VTR	4	2:55.95	4	19.55	60.75
18	79		Martin WILSON	Citroen Saxo VTR	5	2:56.54	4	20.14	60.54
19	88		Michael BARRETT	Citroen Saxo VTR	4	2:56.58	4	20.18	60.53
<b>Not-Seen</b>									
	44		Nick THORNTON-JONES	Citroen Saxo VTR					
	8		Steven POWLESLAND	Citroen Saxo VTR					

Weather / Track: Cloudy / Wet

Start Time : 10:49

Snetterton 300

12 Sep 15 11:06

Clerk of Course :	Time Issued :	Chief Timekeeper : Terry Stevens
-------------------	---------------	----------------------------------

THESE RESULTS REMAIN PROVISIONAL FOR A MINIMUM OF 30 MINUTES FROM THE TIME OF ISSUE AND UNTIL ALL JUDICIAL AND TECHNICAL MATTERS HAVE BEEN SETTLED.

# Weeks / Yokohama Stock Hatch Championship + Hot Hatch & Super C

## LAP TIMES - Qualifying 5

<b>5</b>	<b>Paul JARVIS</b>									
<b>Lap</b>	<b>1</b>	<b>2</b>	<b>3</b>	<b>4</b>	<b>5</b>	<b>6</b>	<b>7</b>	<b>8</b>	<b>9</b>	<b>10</b>
1	2:54.65	2:46.16	2:45.91	2:43.48	2:43.19					
<b>7</b>	<b>Toby BEARNE</b>									
<b>Lap</b>	<b>1</b>	<b>2</b>	<b>3</b>	<b>4</b>	<b>5</b>	<b>6</b>	<b>7</b>	<b>8</b>	<b>9</b>	<b>10</b>
1	2:47.41	2:38.57	2:38.97	2:41.65	2:36.40					
<b>11</b>	<b>Will SHARPE</b>									
<b>Lap</b>	<b>1</b>	<b>2</b>	<b>3</b>	<b>4</b>	<b>5</b>	<b>6</b>	<b>7</b>	<b>8</b>	<b>9</b>	<b>10</b>
1	2:46.91	2:44.09	2:44.24	2:43.87	2:40.31					
<b>12</b>	<b>JM LITTMAN</b>									
<b>Lap</b>	<b>1</b>	<b>2</b>	<b>3</b>	<b>4</b>	<b>5</b>	<b>6</b>	<b>7</b>	<b>8</b>	<b>9</b>	<b>10</b>
1	2:48.11	2:45.68	2:47.01	2:42.70	2:40.97					
<b>15</b>	<b>David ALLEN</b>									
<b>Lap</b>	<b>1</b>	<b>2</b>	<b>3</b>	<b>4</b>	<b>5</b>	<b>6</b>	<b>7</b>	<b>8</b>	<b>9</b>	<b>10</b>
1	2:57.63	2:53.98	2:48.94	2:52.65	2:46.96					
<b>21</b>	<b>Paul NEWTON</b>									
<b>Lap</b>	<b>1</b>	<b>2</b>	<b>3</b>	<b>4</b>	<b>5</b>	<b>6</b>	<b>7</b>	<b>8</b>	<b>9</b>	<b>10</b>
1	3:03.68	2:52.84	2:52.76	2:50.60	2:50.71					
<b>22</b>	<b>Alistair CAMP</b>									
<b>Lap</b>	<b>1</b>	<b>2</b>	<b>3</b>	<b>4</b>	<b>5</b>	<b>6</b>	<b>7</b>	<b>8</b>	<b>9</b>	<b>10</b>
1	2:51.40	2:42.98	2:45.37	2:37.88	2:38.34					
<b>23</b>	<b>Jon HOBBS</b>									
<b>Lap</b>	<b>1</b>	<b>2</b>	<b>3</b>	<b>4</b>	<b>5</b>	<b>6</b>	<b>7</b>	<b>8</b>	<b>9</b>	<b>10</b>
1	3:05.23	2:54.17	2:53.05	2:50.39	2:49.82					
<b>28</b>	<b>Shayne DEEGAN</b>									
<b>Lap</b>	<b>1</b>	<b>2</b>	<b>3</b>	<b>4</b>	<b>5</b>	<b>6</b>	<b>7</b>	<b>8</b>	<b>9</b>	<b>10</b>
1	2:47.67	2:42.20	2:41.32	2:38.86	2:43.02					
<b>34</b>	<b>Scott SHARP</b>									
<b>Lap</b>	<b>1</b>	<b>2</b>	<b>3</b>	<b>4</b>	<b>5</b>	<b>6</b>	<b>7</b>	<b>8</b>	<b>9</b>	<b>10</b>
1	2:54.71	2:46.30	2:46.35	2:53.54	2:43.25					
<b>36</b>	<b>Ryan POLLEY</b>									
<b>Lap</b>	<b>1</b>	<b>2</b>	<b>3</b>	<b>4</b>	<b>5</b>	<b>6</b>	<b>7</b>	<b>8</b>	<b>9</b>	<b>10</b>
1	2:56.69	2:49.11	2:58.73	2:44.71	2:44.84					
<b>46</b>	<b>David DRINKWATER</b>									
<b>Lap</b>	<b>1</b>	<b>2</b>	<b>3</b>	<b>4</b>	<b>5</b>	<b>6</b>	<b>7</b>	<b>8</b>	<b>9</b>	<b>10</b>
1	3:12.30	3:20.02	5:26.87	2:42.44						
<b>48</b>	<b>Lee DEEGAN</b>									
<b>Lap</b>	<b>1</b>	<b>2</b>	<b>3</b>	<b>4</b>	<b>5</b>	<b>6</b>	<b>7</b>	<b>8</b>	<b>9</b>	<b>10</b>
1	2:49.99	2:46.56	2:44.28	2:42.21	2:42.22					


<b>49</b>	<b>David HANCOX</b>									
<b>Lap</b>	<b>1</b>	<b>2</b>	<b>3</b>	<b>4</b>	<b>5</b>	<b>6</b>	<b>7</b>	<b>8</b>	<b>9</b>	<b>10</b>
1	3:10.30	2:59.77	2:57.33	2:55.95						
<b>54</b>	<b>Tom BELL</b>									
<b>Lap</b>	<b>1</b>	<b>2</b>	<b>3</b>	<b>4</b>	<b>5</b>	<b>6</b>	<b>7</b>	<b>8</b>	<b>9</b>	<b>10</b>
1	2:51.36	2:40.51	2:39.97	4:17.60						
<b>69</b>	<b>Eliot DUNMORE</b>									
<b>Lap</b>	<b>1</b>	<b>2</b>	<b>3</b>	<b>4</b>	<b>5</b>	<b>6</b>	<b>7</b>	<b>8</b>	<b>9</b>	<b>10</b>
1	2:45.69	2:43.82	2:40.20	2:39.18	2:39.02					
<b>70</b>	<b>William HUNT</b>									
<b>Lap</b>	<b>1</b>	<b>2</b>	<b>3</b>	<b>4</b>	<b>5</b>	<b>6</b>	<b>7</b>	<b>8</b>	<b>9</b>	<b>10</b>
1	3:06.52	2:57.72	2:57.43	2:53.64						
<b>79</b>	<b>Martin WILSON</b>									
<b>Lap</b>	<b>1</b>	<b>2</b>	<b>3</b>	<b>4</b>	<b>5</b>	<b>6</b>	<b>7</b>	<b>8</b>	<b>9</b>	<b>10</b>
1	3:05.62	2:59.00	2:58.54	2:56.54	3:01.83					
<b>88</b>	<b>Michael BARRETT</b>									
<b>Lap</b>	<b>1</b>	<b>2</b>	<b>3</b>	<b>4</b>	<b>5</b>	<b>6</b>	<b>7</b>	<b>8</b>	<b>9</b>	<b>10</b>
1	3:12.73	3:01.95	3:16.90	2:56.58						

# RACE GRID

## Race 5

### Demon Tweeks / Yokohama Stock Hatch Championship + Hot Hatch & Super Cooper Cup

ROW 10		<b>88</b> 02:56.580 Michael BARRETT	
	19		20
ROW 9	<b>49</b> 02:55.950 David HANCOX		<b>79</b> 02:56.540 Martin WILSON
	17	18	
ROW 8		<b>21</b> 02:50.600 Paul NEWTON	<b>70</b> 02:53.640 William HUNT
		15	16
ROW 7	<b>15</b> 02:46.960 David ALLEN		<b>23</b> 02:49.820 Jon HOBBS
	13	14	
ROW 6		<b>34</b> 02:43.250 Scott SHARP	<b>36</b> 02:44.710 Ryan POLLEY
		11	12
ROW 5	<b>46</b> 02:42.440 David DRINKWATER		<b>5</b> 02:43.190 Paul JARVIS
	9	10	
ROW 4		<b>12</b> 02:40.970 JM LITTMAN	<b>48</b> 02:42.210 Lee DEEGAN
		7	8
ROW 3	<b>54</b> 02:39.970 Tom BELL		<b>11</b> 02:40.310 Will SHARPE
	5	6	
ROW 2		<b>28</b> 02:38.860 Shayne DEEGAN	<b>69</b> 02:39.020 Eliot DUNMORE
		3	4
ROW 1	<b>7</b> 02:36.400 Toby BEARNE		<b>22</b> 02:37.880 Alistair CAMP
	1	2	
	<b>POLE</b>		



## Stock Hatch Championship

### Qualifying 5

#### 2nd Best Times

Pl	No	Cl	Name	Car	Laps	2nd Best on Lap
1	22	H	Alistair CAMP	Ford Fiesta ST	5	2:38.34 5
2	7	H	Toby BEARNE	Ford Fiesta ST	5	2:38.57 2
3	69	SC	Eliot DUNMORE	Mini Cooper S	5	2:39.18 4
4	54	H	Tom BELL	Ford Fiesta ST	4	2:40.51 2
5	28		Shayne DEEGAN	Citroen Saxo VTR	5	2:41.32 3
6	48		Lee DEEGAN	Citroen Saxo VTR	5	2:42.22 5
7	12	SC	JM LITTMAN	Mini Cooper S	5	2:42.70 4
8	5		Paul JARVIS	Citroen Saxo VTR	5	2:43.48 4
9	11	SC	Will SHARPE	Mini Cooper S	5	2:43.87 4
10	36		Ryan POLLEY	Citroen Saxo VTR	5	2:44.84 5
11	34		Scott SHARP	Citroen Saxo VTR	5	2:46.30 2
12	15	H	David ALLEN	Ford Fiesta ST	5	2:48.94 3
13	23		Jon HOBBS	Peugeot 106 Rallye	5	2:50.39 4
14	21		Paul NEWTON	Citroen Saxo VTR	5	2:50.71 5
15	49		David HANCOX	Citroen Saxo VTR	4	2:57.33 3
16	70		William HUNT	Citroen Saxo VTR	4	2:57.43 3
17	79		Martin WILSON	Citroen Saxo VTR	5	2:58.54 3
18	88		Michael BARRETT	Citroen Saxo VTR	4	3:01.95 2
19	46	SC	David DRINKWATER	Mini Cooper S	4	3:12.30 1

#### Not-Seen

44	Nick THORNTON-JONES	Citroen Saxo VTR
8	Steven POWLESLAND	Citroen Saxo VTR

Weather / Track: Cloudy / Wet

Start Time : 10:49


Snetterton 300

12 Sep 15 11:08


Clerk of Course :	Time Issued :	Chief Timekeeper : Terry Stevens
-------------------	---------------	----------------------------------

THESE RESULTS REMAIN PROVISIONAL FOR A MINIMUM OF 30 MINUTES FROM THE TIME OF ISSUE AND UNTIL ALL JUDICIAL AND TECHNICAL MATTERS HAVE BEEN SETTLED.

Results produced on HS Sports Timing and Results Systems. Results online at [www.750MC.co.uk](http://www.750MC.co.uk)



# RACE GRID



## Race 11

### Demon Tweeks / Yokohama Stock Hatch Championship + Hot Hatch & Super Cooper Cup

ROW 10		<b>46</b> 03:12.300 David DRINKWATER	
	19		20
ROW 9	<b>79</b> 02:58.540 Martin WILSON		<b>88</b> 03:01.950 Michael BARRETT
	17	18	
ROW 8		<b>49</b> 02:57.330 David HANCOX	<b>70</b> 02:57.430 William HUNT
		15	16
ROW 7	<b>23</b> 02:50.390 Jon HOBBS		<b>21</b> 02:50.710 Paul NEWTON
	13	14	
ROW 6		<b>34</b> 02:46.300 Scott SHARP	<b>15</b> 02:48.940 David ALLEN
		11	12
ROW 5	<b>11</b> 02:43.870 Will SHARPE		<b>36</b> 02:44.840 Ryan POLLEY
	9	10	
ROW 4		<b>12</b> 02:42.700 JM LITTMAN	<b>5</b> 02:43.480 Paul JARVIS
		7	8
ROW 3	<b>28</b> 02:41.320 Shayne DEEGAN		<b>48</b> 02:42.220 Lee DEEGAN
	5	6	
ROW 2		<b>69</b> 02:39.180 Eliot DUNMORE	<b>54</b> 02:40.510 Tom BELL
		3	4
ROW 1	<b>22</b> 02:38.340 Alistair CAMP		<b>7</b> 02:38.570 Toby BEARNE
	1	2	
<b>POLE</b>			