

# Classic Stock Hatch Championship

## Qualifying 4

Pl	No	Cl	Name	Car	Laps	Time on Lap	Behind	MPH
1	55		Marcus WARD	Ford Fiesta XR2i	12	1:13.07	5	80.82
2	72		Lee SCOTT	Ford Fiesta XR2i	12	1:13.47	9	80.38
3	67		Matthew STUBINGTON	Peugeot 205 GTi	12	1:13.74	9	80.09
4	88		Martin CAYZER	Ford Fiesta XR2i	12	1:13.81	8	80.01
5	7		Derek ROZIER	Peugeot 205 GTi	12	1:14.08	12	79.72
6	44		Andrew FELLOWS	Ford Fiesta XR2	12	1:14.11	12	79.69
7	6		Edward COOPER	Vauxhall Nova GSi	12	1:14.18	11	79.61
8	2		Andrew THORPE	Citroen AX GTi	11	1:14.22	4	79.57
9	8		Stewart PLACE/NO TRANSPONDER	Peugeot 205 GTi	12	1:14.29	11	79.50
10	50		Benjamin LEACH	Ford Fiesta XR2i	12	1:14.39	5	79.39
11	1		Matt ROZIER	Peugeot 205 GTi	12	1:14.46	5	79.32
12	57		Martyn FOWDREY	Ford Fiesta XR2	11	1:14.72	6	79.04
13	11		Andy PHILPOTTS	Ford Fiesta XR2i	11	1:14.85	5	78.90
14	28		Daniel FILLINGHAM	Ford Fiesta XR2i	11	1:14.88	10	78.87
15	69		Scott WOODHEAD/Check TXP wiring	Peugeot 205 GTi	11	1:15.21	9	78.52
16	37		Mac JESSOP	Peugeot 205 GTi	11	1:15.33	9	78.40
17	90		Andrew RATH	Ford Fiesta XR2	11	1:16.36	10	77.34
18	42		Andy HARVEYSON	Peugeot 205 GTi	11	1:16.49	7	77.21
19	99		Scott WARD	Ford Fiesta XR2	11	1:16.99	6	76.71
20	35		Mark WEBSTER	Ford Fiesta XR2i	10	1:17.15	3	76.55
21	92		Richard GROOM	Ford Fiesta XR2	11	1:17.18	11	76.52
22	46	HB	Leon SHEPHERD	Ford Fiesta ST	10	1:17.29	8	76.41
23	26		Paul BROCK	Ford Fiesta XR2i	8	1:17.31	8	76.39
24	16		Paul ROZIER	Peugeot 205 GTi	11	1:17.42	8	76.28
25	25		Geoff BLUFF	Ford Fiesta XR2i	11	1:17.57	7	76.14
26	18	HC	Mark CARTER	Toyota Corolla T Sport	10	1:21.24	8	72.70
27	22	GTO	Marcus BICKNELL/Steve EVERSON	Ford Mustang	5	1:24.72	4	69.71
28	66		David DARLINGTON	Ford Fiesta XR2	3	2:29.43	2	39.52

No 8 - No transponder signal detected. No 69 - transponder intermittent please check wiring.

Weather / Track:

Start Time : 10:10

Silverstone National

07 May 16 10:28

Clerk of Course :	Time Issued :	Chief Timekeeper : Terry Stevens
-------------------	---------------	----------------------------------

THESE RESULTS REMAIN PROVISIONAL FOR A MINIMUM OF 30 MINUTES FROM THE TIME OF ISSUE AND UNTIL ALL JUDICIAL AND TECHNICAL MATTERS HAVE BEEN SETTLED.

# Demon Tweeks / Yokohama Classic Stock Hatch Championship

## LAP TIMES - Qualifying 4

<b>1</b>	<b>Matt ROZIER</b>										
<b>Lap</b>	<b>1</b>	<b>2</b>	<b>3</b>	<b>4</b>	<b>5</b>	<b>6</b>	<b>7</b>	<b>8</b>	<b>9</b>	<b>10</b>	
1	1:19.18	1:15.35	1:15.23	1:14.68	1:14.46	1:15.37	1:14.56	1:15.82	1:15.28	1:14.63	
11	1:15.37	1:14.76									
<b>2</b>	<b>Andrew THORPE</b>										
<b>Lap</b>	<b>1</b>	<b>2</b>	<b>3</b>	<b>4</b>	<b>5</b>	<b>6</b>	<b>7</b>	<b>8</b>	<b>9</b>	<b>10</b>	
1	1:17.08	1:16.02	1:15.76	1:14.22	1:14.67	1:15.03	1:30.10	1:14.80	1:14.31	1:15.15	
11	1:14.93										
<b>6</b>	<b>Edward COOPER</b>										
<b>Lap</b>	<b>1</b>	<b>2</b>	<b>3</b>	<b>4</b>	<b>5</b>	<b>6</b>	<b>7</b>	<b>8</b>	<b>9</b>	<b>10</b>	
1	1:17.18	1:15.74	1:15.42	1:15.08	1:17.21	1:15.02	1:14.65	1:14.95	1:14.72	1:14.46	
11	1:14.18	1:14.47									
<b>7</b>	<b>Derek ROZIER</b>										
<b>Lap</b>	<b>1</b>	<b>2</b>	<b>3</b>	<b>4</b>	<b>5</b>	<b>6</b>	<b>7</b>	<b>8</b>	<b>9</b>	<b>10</b>	
1	1:18.79	1:18.09	1:15.46	1:14.34	1:14.99	1:14.66	1:14.68	1:14.64	1:14.87	1:15.34	
11	1:14.52	1:14.08									
<b>8</b>	<b>Stewart PLACE</b>										
<b>Lap</b>	<b>1</b>	<b>2</b>	<b>3</b>	<b>4</b>	<b>5</b>	<b>6</b>	<b>7</b>	<b>8</b>	<b>9</b>	<b>10</b>	
1	1:20.19	1:17.82	1:15.29	1:16.75	1:15.70	1:15.37	1:16.28	1:14.50	1:15.40		
11	1:14.29	1:14.96									
<b>11</b>	<b>Andy PHILPOTTS</b>										
<b>Lap</b>	<b>1</b>	<b>2</b>	<b>3</b>	<b>4</b>	<b>5</b>	<b>6</b>	<b>7</b>	<b>8</b>	<b>9</b>	<b>10</b>	
1	1:18.02	1:17.68	1:17.90	1:16.44	1:14.85	1:16.31	1:16.18	1:15.94	1:15.26	1:15.12	
11	1:16.21										
<b>16</b>	<b>Paul ROZIER</b>										
<b>Lap</b>	<b>1</b>	<b>2</b>	<b>3</b>	<b>4</b>	<b>5</b>	<b>6</b>	<b>7</b>	<b>8</b>	<b>9</b>	<b>10</b>	
1	1:23.84	1:24.45	1:20.26	1:19.79	1:17.84	1:18.91	1:18.35	1:17.42	1:17.78	1:19.41	
11	1:17.65										
<b>18</b>	<b>Mark CARTER</b>										
<b>Lap</b>	<b>1</b>	<b>2</b>	<b>3</b>	<b>4</b>	<b>5</b>	<b>6</b>	<b>7</b>	<b>8</b>	<b>9</b>	<b>10</b>	
1	1:21.63	1:34.25	1:22.84	1:21.73	1:22.68	1:22.14	1:23.39	1:21.24	1:22.31	1:21.79	
<b>22</b>	<b>Marcus BICKNELL</b>										
<b>Lap</b>	<b>1</b>	<b>2</b>	<b>3</b>	<b>4</b>	<b>5</b>	<b>6</b>	<b>7</b>	<b>8</b>	<b>9</b>	<b>10</b>	
1	1:37.23	1:28.94	1:28.20	1:24.72	1:33.53						
<b>25</b>	<b>Geoff BLUFF</b>										
<b>Lap</b>	<b>1</b>	<b>2</b>	<b>3</b>	<b>4</b>	<b>5</b>	<b>6</b>	<b>7</b>	<b>8</b>	<b>9</b>	<b>10</b>	
1	1:29.49	1:21.87	1:18.52	1:18.12	1:21.86	1:18.42	1:17.57	1:17.89	1:17.90	1:17.64	
11	1:19.19										
<b>26</b>	<b>Paul BROCK</b>										
<b>Lap</b>	<b>1</b>	<b>2</b>	<b>3</b>	<b>4</b>	<b>5</b>	<b>6</b>	<b>7</b>	<b>8</b>	<b>9</b>	<b>10</b>	
1	1:23.40	1:20.61	1:20.22	1:19.88	1:18.01	1:19.59	1:17.77	1:17.31			

<b>28</b>	<b>Daniel FILLINGHAM</b>									
<b>Lap</b>	<b>1</b>	<b>2</b>	<b>3</b>	<b>4</b>	<b>5</b>	<b>6</b>	<b>7</b>	<b>8</b>	<b>9</b>	<b>10</b>
1	1:19.49	1:18.59	1:26.50	1:16.04	1:15.82	1:15.70	1:15.73	1:15.49	1:15.19	1:14.88
11	1:15.03									
<b>35</b>	<b>Mark WEBSTER</b>									
<b>Lap</b>	<b>1</b>	<b>2</b>	<b>3</b>	<b>4</b>	<b>5</b>	<b>6</b>	<b>7</b>	<b>8</b>	<b>9</b>	<b>10</b>
1	1:21.87	1:18.28	1:17.15	1:17.99	1:22.27	1:17.37	1:17.49	1:17.47	1:18.28	1:36.59
<b>37</b>	<b>Mac JESSOP</b>									
<b>Lap</b>	<b>1</b>	<b>2</b>	<b>3</b>	<b>4</b>	<b>5</b>	<b>6</b>	<b>7</b>	<b>8</b>	<b>9</b>	<b>10</b>
1	1:20.82	1:21.67	1:18.80	1:17.37	1:15.96	1:17.52	1:16.03	1:15.65	1:15.33	1:16.36
11	1:16.50									
<b>42</b>	<b>Andy HARVEYSON</b>									
<b>Lap</b>	<b>1</b>	<b>2</b>	<b>3</b>	<b>4</b>	<b>5</b>	<b>6</b>	<b>7</b>	<b>8</b>	<b>9</b>	<b>10</b>
1	1:21.99	1:20.76	1:19.77	1:19.94	1:18.13	1:21.48	1:16.49	1:16.64	1:18.15	1:27.45
11	1:17.07									
<b>44</b>	<b>Andrew FELLOWS</b>									
<b>Lap</b>	<b>1</b>	<b>2</b>	<b>3</b>	<b>4</b>	<b>5</b>	<b>6</b>	<b>7</b>	<b>8</b>	<b>9</b>	<b>10</b>
1	1:18.07	1:15.98	1:17.11	1:16.06	1:14.57	1:14.85	1:14.56	1:15.31	1:14.48	1:14.36
11	1:15.39	1:14.11								
<b>46</b>	<b>Leon SHEPHERD</b>									
<b>Lap</b>	<b>1</b>	<b>2</b>	<b>3</b>	<b>4</b>	<b>5</b>	<b>6</b>	<b>7</b>	<b>8</b>	<b>9</b>	<b>10</b>
1	1:38.45	1:24.92	1:22.76	1:21.89	1:21.78	1:20.00	1:17.65	1:17.29	1:21.01	1:24.13
<b>50</b>	<b>Benjamin LEACH</b>									
<b>Lap</b>	<b>1</b>	<b>2</b>	<b>3</b>	<b>4</b>	<b>5</b>	<b>6</b>	<b>7</b>	<b>8</b>	<b>9</b>	<b>10</b>
1	1:19.85	1:16.34	1:15.58	1:15.53	1:14.39	1:15.04	1:14.74	1:15.80	1:15.75	1:14.69
11	1:14.63	1:15.42								
<b>55</b>	<b>Marcus WARD</b>									
<b>Lap</b>	<b>1</b>	<b>2</b>	<b>3</b>	<b>4</b>	<b>5</b>	<b>6</b>	<b>7</b>	<b>8</b>	<b>9</b>	<b>10</b>
1	1:17.16	1:13.60	1:13.85	1:13.14	1:13.07	1:14.07	1:13.31	1:13.13	1:14.70	1:13.83
11	1:20.31	1:16.54								
<b>57</b>	<b>Martyn FOWDREY</b>									
<b>Lap</b>	<b>1</b>	<b>2</b>	<b>3</b>	<b>4</b>	<b>5</b>	<b>6</b>	<b>7</b>	<b>8</b>	<b>9</b>	<b>10</b>
1	1:22.08	1:16.42	1:17.28	1:15.67	1:14.90	1:14.72	1:15.22	1:14.90	1:14.76	1:32.18
11	1:15.02									
<b>66</b>	<b>David DARLINGTON</b>									
<b>Lap</b>	<b>1</b>	<b>2</b>	<b>3</b>	<b>4</b>	<b>5</b>	<b>6</b>	<b>7</b>	<b>8</b>	<b>9</b>	<b>10</b>
1	2:29.94	2:29.43	2:33.87							
<b>67</b>	<b>Matthew STUBINGTON</b>									
<b>Lap</b>	<b>1</b>	<b>2</b>	<b>3</b>	<b>4</b>	<b>5</b>	<b>6</b>	<b>7</b>	<b>8</b>	<b>9</b>	<b>10</b>
1	1:19.12	1:21.57	1:17.10	1:15.04	1:14.24	1:14.39	1:13.98	1:14.09	1:13.74	1:15.12
11	1:14.30	1:14.52								
<b>69</b>	<b>Scott WOODHEAD</b>									
<b>Lap</b>	<b>1</b>	<b>2</b>	<b>3</b>	<b>4</b>	<b>5</b>	<b>6</b>	<b>7</b>	<b>8</b>	<b>9</b>	<b>10</b>
1	1:26.25	1:32.80	1:21.20	1:18.27	1:18.34	1:17.67	1:17.09	1:15.30	1:15.21	1:16.97
11	1:16.63									

---

<b>72</b>	<b>Lee SCOTT</b>										
<b>Lap</b>	<b>1</b>	<b>2</b>	<b>3</b>	<b>4</b>	<b>5</b>	<b>6</b>	<b>7</b>	<b>8</b>	<b>9</b>	<b>10</b>	
1	1:17.40	1:15.95	1:15.56	1:14.48	1:14.55	1:13.82	1:13.70	1:13.80	1:13.47	1:14.00	
11	1:13.86	1:14.00									

---

<b>88</b>	<b>Martin CAYZER</b>										
<b>Lap</b>	<b>1</b>	<b>2</b>	<b>3</b>	<b>4</b>	<b>5</b>	<b>6</b>	<b>7</b>	<b>8</b>	<b>9</b>	<b>10</b>	
1	1:16.37	1:14.67	1:14.60	1:13.86	1:14.06	1:14.17	1:14.16	1:13.81	1:14.04	1:15.25	
11	1:15.65	1:14.73									

---

<b>90</b>	<b>Andrew RATH</b>										
<b>Lap</b>	<b>1</b>	<b>2</b>	<b>3</b>	<b>4</b>	<b>5</b>	<b>6</b>	<b>7</b>	<b>8</b>	<b>9</b>	<b>10</b>	
1	1:38.56	1:17.95	1:18.46	1:16.61	1:17.31	1:16.77	1:16.78	1:21.55	1:17.68	1:16.36	
11	1:18.18										

---


<b>92</b>	<b>Richard GROOM</b>										
<b>Lap</b>	<b>1</b>	<b>2</b>	<b>3</b>	<b>4</b>	<b>5</b>	<b>6</b>	<b>7</b>	<b>8</b>	<b>9</b>	<b>10</b>	
1	1:23.73	1:21.47	1:20.90	1:19.85	1:18.00	1:19.53	1:17.78	1:17.42	1:17.27	1:17.83	
11	1:17.18										

---

<b>99</b>	<b>Scott WARD</b>										
<b>Lap</b>	<b>1</b>	<b>2</b>	<b>3</b>	<b>4</b>	<b>5</b>	<b>6</b>	<b>7</b>	<b>8</b>	<b>9</b>	<b>10</b>	
1	1:19.72	1:19.89	1:17.31	1:19.53	1:19.19	1:16.99	1:17.27	1:17.44	1:17.27	1:17.09	
11	1:16.99										




# RACE GRID



## Demon Tweeks / Yokohama Classic Stock Hatch Championship

### Race 3

ROW 14	28		27	
ROW 13	26		25	<b>66</b> 02:29.430 David DARLINGTON
ROW 12	24	<b>25</b> 01:17.570 Geoff BLUFF	23	<b>16</b> 01:17.420 Paul ROZIER
ROW 11	22	<b>26</b> 01:17.310 Paul BROCK	21	<b>92</b> 01:17.180 Richard GROOM
ROW 10	20	<b>35</b> 01:17.150 Mark WEBSTER	19	<b>99</b> 01:16.990 Scott WARD
ROW 9	18	<b>42</b> 01:16.490 Andy HARVEYSON	17	<b>90</b> 01:16.360 Andrew RATH
ROW 8	16	<b>37</b> 01:15.330 Mac JESSOP	15	<b>69</b> 01:15.210 Scott WOODHEAD
ROW 7	14	<b>28</b> 01:14.880 Daniel FILLINGHAM	13	<b>11</b> 01:14.850 Andy PHILPOTTS
ROW 6	12	<b>57</b> 01:14.720 Martyn FOWDREY	11	<b>1</b> 01:14.460 Matt ROZIER
ROW 5	10	<b>50</b> 01:14.390 Benjamin LEACH	9	<b>8</b> 01:14.290 Stewart PLACE
ROW 4	8	<b>2</b> 01:14.220 Andrew THORPE	7	<b>6</b> 01:14.180 Edward COOPER
ROW 3	6	<b>44</b> 01:14.110 Andrew FELLOWS	5	<b>7</b> 01:14.080 Derek ROZIER
ROW 2	4	<b>88</b> 01:13.810 Martin CAYZER	3	<b>67</b> 01:13.740 Matthew STUBINGTON
ROW 1	2	<b>72</b> 01:13.470 Lee SCOTT	1	<b>55</b> 01:13.070 Marcus WARD
<b>POLE</b>				





**Classic Stock Hatch Championship**  
**Qualifying 4**  
**2nd Best Times**

PI	No	Cl	Name	Car	Laps	2nd Best on Lap
1	55		Marcus WARD	Ford Fiesta XR2i	12	1:13.13 8
2	72		Lee SCOTT	Ford Fiesta XR2i	12	1:13.70 7
3	88		Martin CAYZER	Ford Fiesta XR2i	12	1:13.86 4
4	67		Matthew STUBINGTON	Peugeot 205 GTi	12	1:13.98 7
5	2		Andrew THORPE	Citroen AX GTi	11	1:14.31 9
6	7		Derek ROZIER	Peugeot 205 GTi	12	1:14.34 4
7	44		Andrew FELLOWS	Ford Fiesta XR2	12	1:14.36 10
8	6		Edward COOPER	Vauxhall Nova GSi	12	1:14.46 10
9	8		Stewart PLACE/NO TRANSPONDER	Peugeot 205 GTi	12	1:14.50 8
10	1		Matt ROZIER	Peugeot 205 GTi	12	1:14.56 7
11	50		Benjamin LEACH	Ford Fiesta XR2i	12	1:14.63 11
12	57		Martyn FOWDREY	Ford Fiesta XR2	11	1:14.76 9
13	28		Daniel FILLINGHAM	Ford Fiesta XR2i	11	1:15.03 11
14	11		Andy PHILPOTTS	Ford Fiesta XR2i	11	1:15.12 10
15	69		Scott WOODHEAD/Check TXP wiring	Peugeot 205 GTi	11	1:15.30 8
16	37		Mac JESSOP	Peugeot 205 GTi	11	1:15.65 8
17	90		Andrew RATH	Ford Fiesta XR2	11	1:16.61 4
18	42		Andy HARVEYSON	Peugeot 205 GTi	11	1:16.64 8
19	99		Scott WARD	Ford Fiesta XR2	11	1:16.99 11
20	92		Richard GROOM	Ford Fiesta XR2	11	1:17.27 9
21	35		Mark WEBSTER	Ford Fiesta XR2i	10	1:17.37 6
22	25		Geoff BLUFF	Ford Fiesta XR2i	11	1:17.64 10
23	46	HB	Leon SHEPHERD	Ford Fiesta ST	10	1:17.65 7
24	16		Paul ROZIER	Peugeot 205 GTi	11	1:17.65 11
25	26		Paul BROCK	Ford Fiesta XR2i	8	1:17.77 7
26	18	HC	Mark CARTER	Toyota Corolla T Sport	10	1:21.63 1
27	22	GTO	Marcus BICKNELL/Steve EVERSON	Ford Mustang	5	1:28.20 3
28	66		David DARLINGTON	Ford Fiesta XR2	3	2:29.94 1

No 8 - No transponder signal detected. No 69 - transponder intermittent please check wiring.

Weather / Track:

Start Time : 10:10


Silverstone National

07 May 16 10:29


Clerk of Course :	Time Issued :	Chief Timekeeper : Terry Stevens
-------------------	---------------	----------------------------------

THESE RESULTS REMAIN PROVISIONAL FOR A MINIMUM OF 30 MINUTES FROM THE TIME OF ISSUE AND UNTIL ALL JUDICIAL AND TECHNICAL MATTERS HAVE BEEN SETTLED.

Results produced on HS Sports Timing and Results Systems. Results online at [www.750MC.co.uk](http://www.750MC.co.uk)



# RACE GRID



## Demon Tweeks / Yokohama Classic Stock Hatch Championship

### Race 9

ROW 14	28		27	
ROW 13	26		25	<b>66</b> 02:29.940 David DARLINGTON
ROW 12	24	<b>26</b> 01:17.770 Paul BROCK	23	<b>16</b> 01:17.650 Paul ROZIER
ROW 11	22	<b>25</b> 01:17.640 Geoff BLUFF	21	<b>35</b> 01:17.370 Mark WEBSTER
ROW 10	20	<b>92</b> 01:17.270 Richard GROOM	19	<b>99</b> 01:16.990 Scott WARD
ROW 9	18	<b>42</b> 01:16.640 Andy HARVEYSON	17	<b>90</b> 01:16.610 Andrew RATH
ROW 8	16	<b>37</b> 01:15.650 Mac JESSOP	15	<b>69</b> 01:15.300 Scott WOODHEAD
ROW 7	14	<b>11</b> 01:15.120 Andy PHILPOTTS	13	<b>28</b> 01:15.030 Daniel FILLINGHAM
ROW 6	12	<b>57</b> 01:14.760 Martyn FOWDREY	11	<b>50</b> 01:14.630 Benjamin LEACH
ROW 5	10	<b>1</b> 01:14.560 Matt ROZIER	9	<b>8</b> 01:14.500 Stewart PLACE
ROW 4	8	<b>6</b> 01:14.460 Edward COOPER	7	<b>44</b> 01:14.360 Andrew FELLOWS
ROW 3	6	<b>7</b> 01:14.340 Derek ROZIER	5	<b>2</b> 01:14.310 Andrew THORPE
ROW 2	4	<b>67</b> 01:13.980 Matthew STUBINGTON	3	<b>88</b> 01:13.860 Martin CAYZER
ROW 1	2	<b>72</b> 01:13.700 Lee SCOTT	1	<b>55</b> 01:13.130 Marcus WARD
<b>POLE</b>				

