



Qualifying 3

SR> Challenge / Bernie's V8's

PI	No	CI	Name	Car	Laps	Time on Lap	Behind	MPH
1	122		Tim DAVIS	TVR Tuscan	9	1:20.16	8	87.57
2	99		Cheng LIM	RAM SC	7	1:21.67	5 1.51	85.96
3	66		John PLANT	Allard J2	10	1:23.26	8 3.10	84.31
4	5		Julian BAILEY-WATTS	Ford Falcon Sprint	9	1:24.13	8 3.97	83.44
5	25		Eike WELLHAUSEN	Lister Jag Knobly	10	1:25.38	8 5.22	82.22
6	93		Dave STEWART	TVR Griffith	9	1:25.52	8 5.36	82.09
7	44		William TOYE	Triumph TR8	10	1:25.53	8 5.37	82.08
8	1		Mark BOWD	Ford GT40	10	1:26.22	8 6.06	81.42
9	2		Martin TYMAN	Taydec Mk2	9	1:33.95	9 13.79	74.72
10	22		Marcus BICKNELL	Ford Mustang	9	1:36.86	7 16.70	72.48
11	82		Andrew RILEY/Phil JAMES	MGB V8	4	1:39.33	3 19.17	70.67

Not-Seen

520 Gail HILL Ford Mustang GT350

Weather / Track: Cloudy / Dry

Start Time : 09:49

Donington Park National

28 Mar 15 10:06

Clerk of Course :	Time Issued :	Chief Timekeeper : Terry Stevens
-------------------	---------------	----------------------------------

THESE RESULTS REMAIN PROVISIONAL FOR A MINIMUM OF 30 MINUTES FROM THE TIME OF ISSUE AND UNTIL ALL JUDICIAL AND TECHNICAL MATTERS HAVE BEEN SETTLED.


Results produced on HS Sports Timing and Results Systems. Results online at www.750MC.co.uk

RACE GRID

Race 2

SR> Challenge / Bernie's V8's

ROW 6		82 01:39.330 Andrew RILEY		
		11		12
ROW 5	2 01:33.950 Martin TYMAN		22 01:36.860 Marcus BICKNELL	
	9		10	
ROW 4		44 01:25.530 William TOYE		1 01:26.220 Mark BOWD
		7		8
ROW 3	25 01:25.380 Eike WELLHAUSEN		93 01:25.520 Dave STEWART	
	5		6	
ROW 2		66 01:23.260 John PLANT		5 01:24.130 Julian BAILEY-WATTS
		3		4
ROW 1	122 01:20.160 Tim DAVIS		99 01:21.670 Cheng LIM	
	1		2	
	POLE			



SR> Challenge / Bernie's V8's

LAP TIMES - Qualifying 3

1	Mark BOWD										
	Lap	1	2	3	4	5	6	7	8	9	10
	1	1:49.72	1:31.62	1:30.78	1:28.86	1:27.52	1:27.64	1:27.94	1:26.22	1:29.46	1:29.10
2	Martin TYMAN										
	Lap	1	2	3	4	5	6	7	8	9	10
	1	1:50.56	1:36.42	1:38.22	1:38.08	1:34.93	1:36.32	1:36.61	1:36.64	1:33.95	
5	Julian BAILEY-WATTS										
	Lap	1	2	3	4	5	6	7	8	9	10
	1	1:44.73	1:38.21	1:31.13	1:29.99	1:27.26	1:30.27	1:28.84	1:24.13	1:36.40	
22	Marcus BICKNELL										
	Lap	1	2	3	4	5	6	7	8	9	10
	1	2:11.86	1:44.17	1:44.15	1:41.93	1:42.61	1:41.32	1:36.86	1:38.74	1:37.82	
25	Eike WELLHAUSEN										
	Lap	1	2	3	4	5	6	7	8	9	10
	1	2:18.03	1:31.16	1:30.40	1:29.98	1:27.32	1:26.35	1:26.12	1:25.38	1:26.14	1:25.95
44	William TOYE										
	Lap	1	2	3	4	5	6	7	8	9	10
	1	1:50.48	1:34.07	1:29.33	1:26.76	1:26.31	1:27.50	1:27.64	1:25.53	1:35.07	1:28.39
66	John PLANT										
	Lap	1	2	3	4	5	6	7	8	9	10
	1	1:40.55	1:35.91	1:31.77	1:27.67	1:26.51	1:26.30	1:25.53	1:23.26	1:24.95	1:53.07
82	Andrew RILEY										
	Lap	1	2	3	4	5	6	7	8	9	10
	1	1:46.48	1:39.85	1:39.33	1:42.35						
93	Dave STEWART										
	Lap	1	2	3	4	5	6	7	8	9	10
	1	1:59.88	1:41.92	1:36.40	1:40.80	1:32.28	1:27.77	1:26.06	1:25.52	1:25.53	
99	Cheng LIM										
	Lap	1	2	3	4	5	6	7	8	9	10
	1	1:38.03	1:23.98	1:24.37	1:21.78	1:21.67	1:36.27	1:28.47			
122	Tim DAVIS										
	Lap	1	2	3	4	5	6	7	8	9	10
	1	1:49.90	1:30.70	1:29.93	1:24.86	1:24.81	1:35.57	2:38.95	1:20.16	1:20.80	



Qualifying 3

SR> Challenge / Bernie's V8's

2nd Best Times

Pl	No	Cl	Name	Car	Laps	2nd Best on Lap
1	122		Tim DAVIS	TVR Tuscan	9	1:20.80 9
2	99		Cheng LIM	RAM SC	7	1:21.78 4
3	66		John PLANT	Allard J2	10	1:24.95 9
4	93		Dave STEWART	TVR Griffith	9	1:25.53 9
5	25		Eike WELLHAUSEN	Lister Jag Knobly	10	1:25.95 10
6	44		William TOYE	Triumph TR8	10	1:26.31 5
7	5		Julian BAILEY-WATTS	Ford Falcon Sprint	9	1:27.26 5
8	1		Mark BOWD	Ford GT40	10	1:27.52 5
9	2		Martin TYMAN	Taydec Mk2	9	1:34.93 5
10	22		Marcus BICKNELL	Ford Mustang	9	1:37.82 9
11	82		Andrew RILEY	MGB V8	4	1:39.85 2

Not-Seen

520 Gail HILL Ford Mustang GT350

Weather / Track: Cloudy / Dry

Start Time : 09:49


Donington Park National

28 Mar 15 10:08


Clerk of Course :	Time Issued :	Chief Timekeeper : Terry Stevens
-------------------	---------------	----------------------------------

THESE RESULTS REMAIN PROVISIONAL FOR A MINIMUM OF 30 MINUTES FROM THE TIME OF ISSUE AND UNTIL ALL JUDICIAL AND TECHNICAL MATTERS HAVE BEEN SETTLED.

Results produced on HS Sports Timing and Results Systems. Results online at www.750MC.co.uk



RACE GRID



Race 9

SR> Challenge / Bernie's V8's

ROW 6		82 Subject to CofC Phil JAMES	
		11	12
ROW 5	2 01:34.930 Martin TYMAN		22 01:37.820 Marcus BICKNELL
	9	10	
ROW 4		5 01:27.260 Julian BAILEY-WATTS	1 01:27.520 Mark BOWD
		7	8
ROW 3	25 01:25.950 Eike WELLHAUSEN		44 01:26.310 William TOYE
	5	6	
ROW 2		66 01:24.950 John PLANT	93 01:25.530 Dave STEWART
		3	4
ROW 1	122 01:20.800 Tim DAVIS		99 01:21.780 Cheng LIM
	1	2	
	POLE		

